


Model: WATER TWILIGHT SUPREME

Codes: 100273618

Group: G-143

Format: 29,6X29,6X0,4












RECOMMENDATIONS

Recommended adhesive	100201526 ONE-FLEX PREMIUM BLANCO
Recommended adhesive (wet area)	100126899 EPOTECH CRYSTAL
Recommended joint	100236442 COLORSTUK BLANCO N
Recommended joint (wet area)	100126899 EPOTECH CRYSTAL

TECHNICAL INFORMATION

Frost resistance	PASS	ISO 10545-12*
Resistance to thermal shock	PASS	ISO 10545-9*
Slip resistance (dcof)	0.36	ANSI 137.1*
Slip resistance (pendulum-dry)	Clase 3	
Slip resistance (pendulum-wet)	Clase 1	
Slip resistance group according to the inclination angle	A+B+C	

FEATURES

-  Gloss-free
-  Material with surface with the ability to produce reflections.
-  Material suitable for use on shower floors.
-  Material suitable for use on permanently wet areas.
-  Material suitable for use on indoor floors.
-  Material suitable for use on shower walls.
-  Material suitable for use on outdoor walls.
-  Material suitable for use on indoor walls.
-  Product mounted on a paper base. It has the same characteristics as those on mesh, and is indicated for permanently wet areas.

PACKING

Base unit	PIECES
Boxes	22 PIECES/BOX
Gross weight	0.725 KG/PIECES
Net weight	0.7 KG/PIECES
Sale unit	PIECES
Square meters	11.3636 PIECES/M2
Units	1 PIECES